


1. Go to <https://portal.inhomewecare.com/extranet> and **CLICK ON: Register.**

**Authorization**

---

 Please authorize:

**Login:**

**Password:**

Remember me on this computer

[Forgot your password?](#)


[Register](#)

If you are a first-time visitor on the site, please fill in the registration form.

2. A registration confirmation code will be sent to the email you used to register.  
(Make sure to check your spam folder if you don't see it in your inbox.)

**Authorization**

---


 You have successfully registered.

A registration confirmation request has been sent to the specified e-mail address.

The registration email will look like this:

Pro Health Care: Extranet: New user registration confirmation Inbox x

---

 **heather@inhomecare.com**  
to me ▾

Greetings from Pro Health Care: Extranet!  
-----

Hello,

You have received this message because you (or someone else) used your e-mail to register at [portal.inhomecare.com](https://portal.inhomecare.com).

Your registration confirmation code: Xceqr52d

Please use the link below to verify and activate your registration:  
[https://portal.inhomecare.com/auth/index.php?confirm\\_registration=yes&confirm\\_user\\_id=676&confirm\\_code=Xceqr52d](https://portal.inhomecare.com/auth/index.php?confirm_registration=yes&confirm_user_id=676&confirm_code=Xceqr52d)

Alternatively, open this link in your browser and enter the code manually:  
[https://portal.inhomecare.com/auth/index.php?confirm\\_registration=yes&confirm\\_user\\_id=676](https://portal.inhomecare.com/auth/index.php?confirm_registration=yes&confirm_user_id=676)

Attention! Your account will not be activated until you confirm registration.

-----

Automatically generated message.

3. Follow the link provided on the email you received and use that confirmation code to confirm your registration.